



CITY COUNCIL DISTRICT #4

MONTHLY OFFENSE SUMMARY

November 2023

These figures represent preliminary counts of original Police Incident Reports and include all offenses within the above listed City Council District only. Full statistical analysis to determine the confidence level of this data has not been performed. The results contained herein are approximate in relation to the listed area and may not fully coincide with data shown in other areas of SLCPD's Crime Statistics page such as Calls for Service, Crimes Trending, and Crime Reports due to and reflective of departmental procedures that were in place at the time the event occurred and the date this data was compiled. Results displayed are not distinguished as attempted or completed crimes, do not include other calls for police service, and only represent police service where a report was made. Police Incident Reports are classified by primary offense categories as defined by the Uniform Crime Reporting (UCR) system, however for this report all offenses are included, and each incident may have more than one offense listed on it. In cases where there is more than one offense listed, all offenses are counted individually. Although every reasonable verification effort is made, the accuracy of any data is subject to the constraints of the report generation process as well as the manner, format, and point in time of any query.

COMPSTAT OFFENSES: (Part I)

Chosen by the FBI as Part I Offenses because they are serious crimes that occur with regularity in all areas of the country and are likely to be reported to Police.

EXTENDED COMPSTAT OFFENSES: (Part II)

All other crimes other than the eight CompStat Offenses. The Uniform Crime Reporting Program gathers only arrest data for these offenses, however, SLCPD results displayed in this document display all of these, regardless of the presence of arrest data.

ALL OTHER OFFENSES:

Under the Extended CompStat Offense section, 'All Other Offenses' include Peeping Tom, Trespass, Kidnap/Abduction, Pornography, Extortion/Blackmail, Bribery, Warrants, Sexual Offenses, Obstruction, Public Peace, and Hit & Run.

NON-UCR OFFENSES:

Non-UCR Offenses include reports for all other offenses not classified as a CompStat or Extended CompStat Offense. Results displayed separate some of these offenses such as Ambulance Calls, Deaths, Missing Persons, Suicides, Suspicious Activity, and Traffic Accidents.

ALL OTHER NON-UCR:

Under the Non-UCR category, 'All Other' include the remainder of offenses not classified as CompStat or CompStat Extended and not separated from the Non-UCR Offenses. These include things such as Loud Parties, Barking Dogs, Mentally Ill Subjects, Citizen Assistance, etc.

LOW NUMBER OFFENSES:

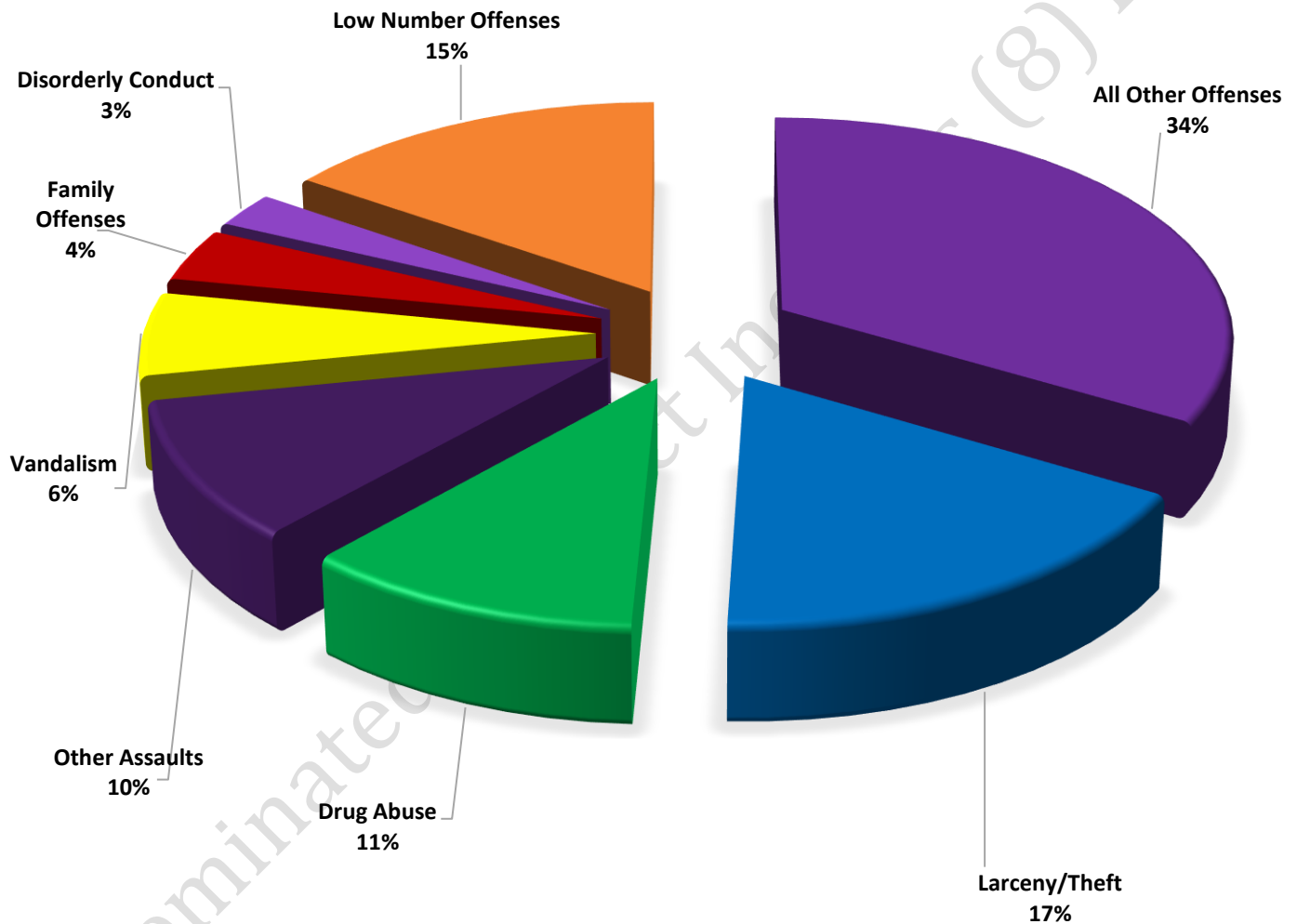
On page two, in the interest of space and allowing for easier viewing, the category titled 'Low Number Offenses' include CompStat and Extended CompStat Offenses from page one that have totals under the amount of 35.

Offenses

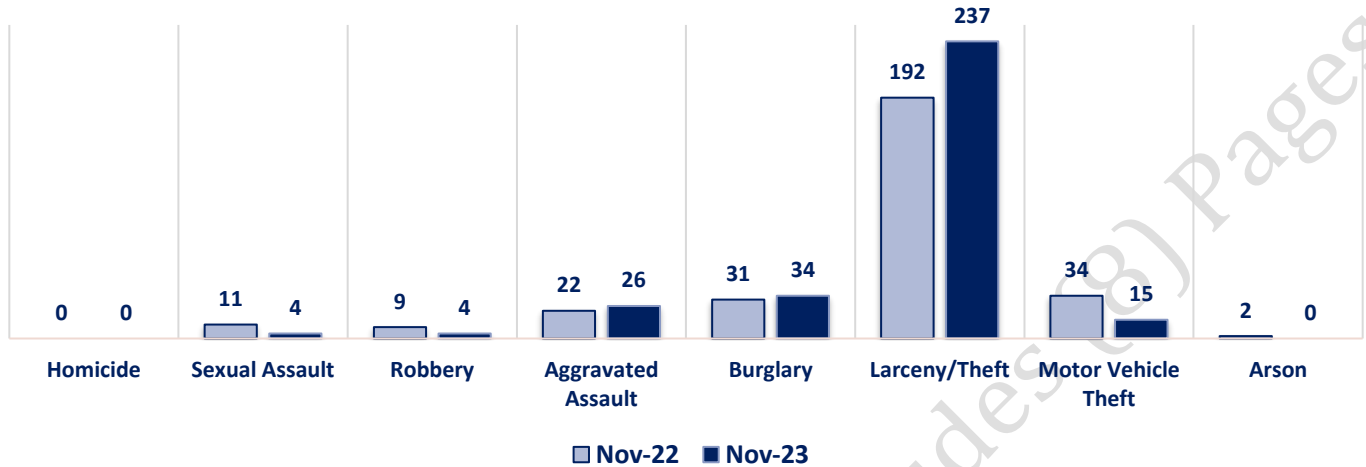
COMPSTAT OFFENSES	VIOLENT	Offense	Nov-22	Nov-23	EXTENDED COMPSTAT OFFENSES
		Homicide	0	0	
		Sexual Assault	11	4	
		Robbery	9	4	
		Aggravated Assault	22	26	
		Burglary	31	34	
		Larceny/Theft	192	237	
		Motor Vehicle Theft	34	15	
		Arson	2	0	
NON-UCR OFFENSES	PROPERTY	COMPSTAT TOTALS	301	320	
		Ambulance Calls	52	76	
		Deaths	10	12	
		Missing Persons	21	23	
		Suicides	1	1	
		Suspicious Activity	37	41	
		Traffic Accidents	128	91	
		All Other	405	446	
		NON-UCR TOTALS	654	690	
TOTALS		COMPSTAT OFFENSES	301	320	
		EXTENDED COMPSTAT OFFENSES	897	1057	
		NON-UCR OFFENSES	654	690	
		TOTAL	1852	2067	

OFFENSE	Nov-22	Nov-23
Other Assaults	109	141
Forgery/Counterfeiting	5	6
Fraud	65	35
Embezzlement	0	0
Stolen Property	23	3
Vandalism	94	85
Weapons	7	15
Prostitution	0	1
Sex Offenses	8	6
Drug Abuse	99	151
Gambling	0	0
Family Offenses	59	54
DUI	29	15
Liquor Laws	3	7
Drunkenness	24	30
Disorderly Conduct	28	36
All Other Offenses	344	461
Curfew/Loitering	0	11
EXTENDED COMPSTAT TOTALS	897	1057

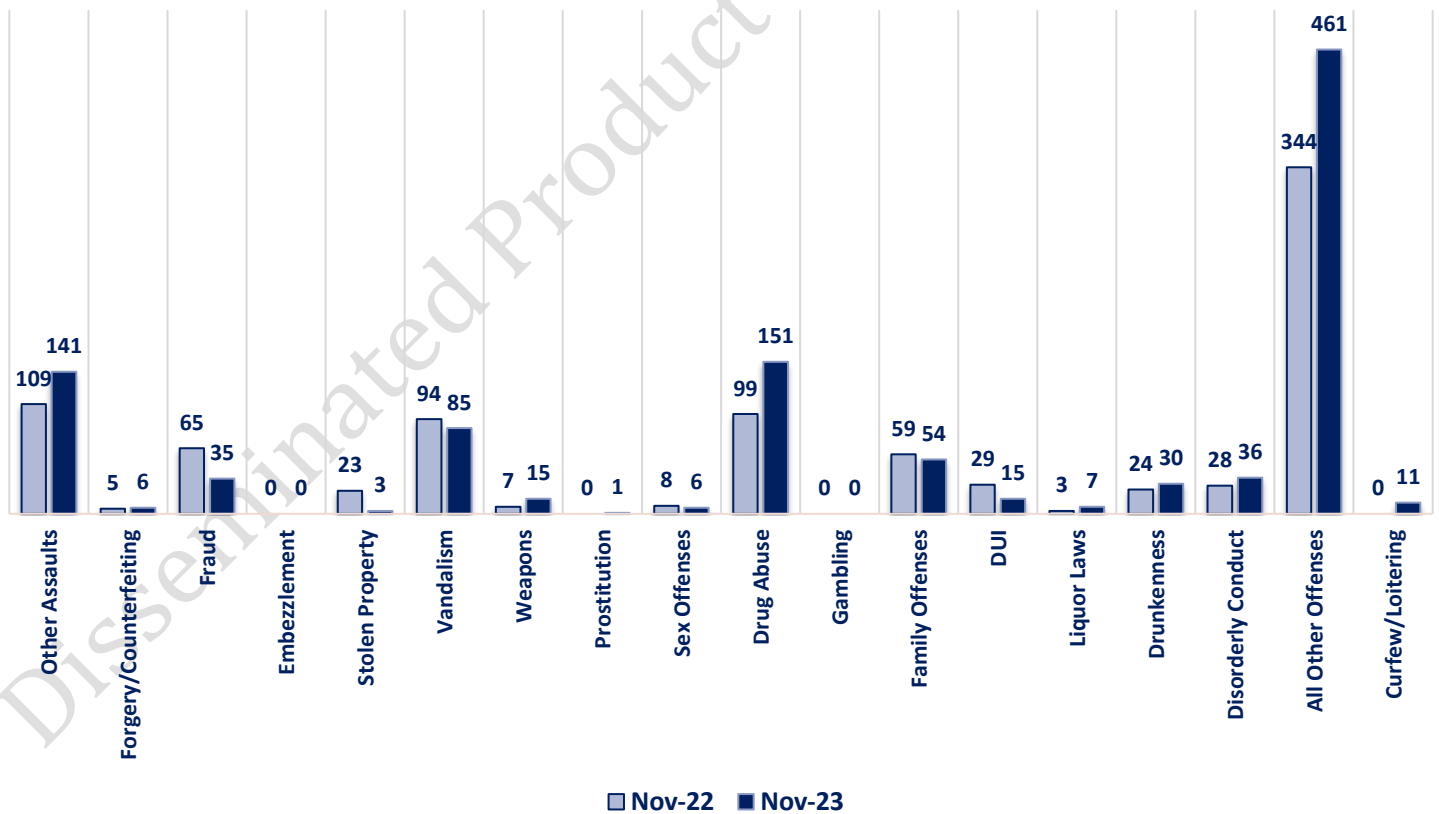
**NOVEMBER 2023 - COMPSTAT AND EXTENDED COMPSTAT
OFFENSE PERCENTAGES**



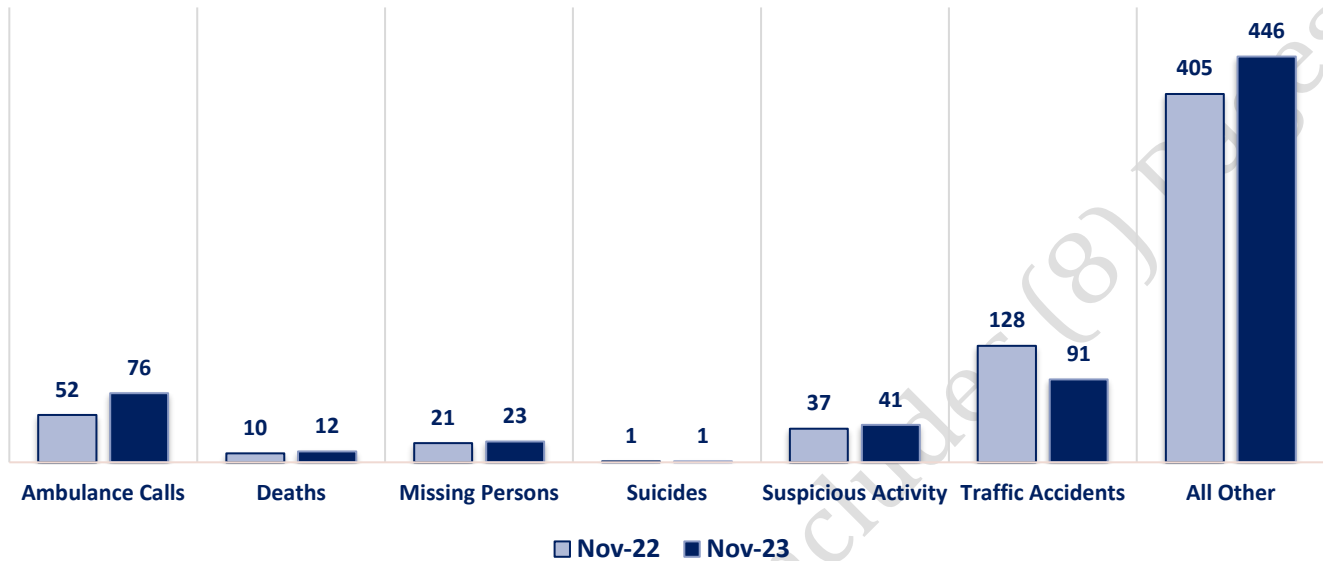
CompStat Offenses



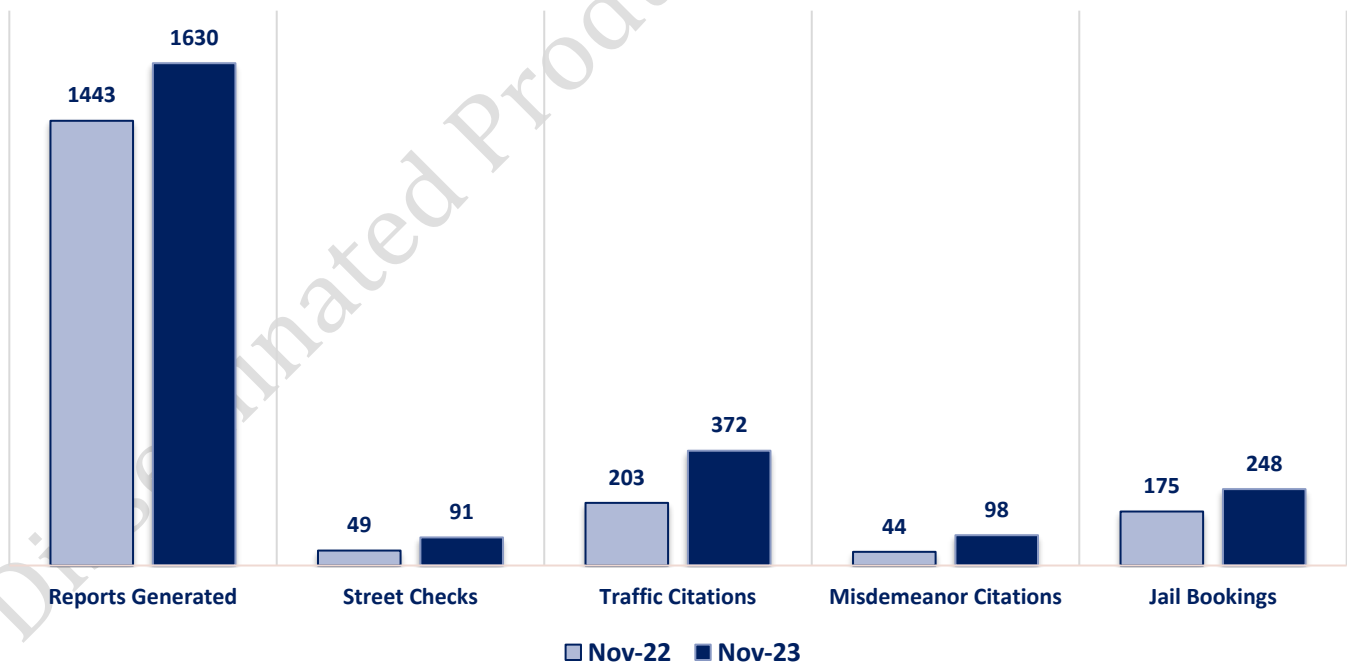
Extended CompStat Offenses



Non-UCR Offenses

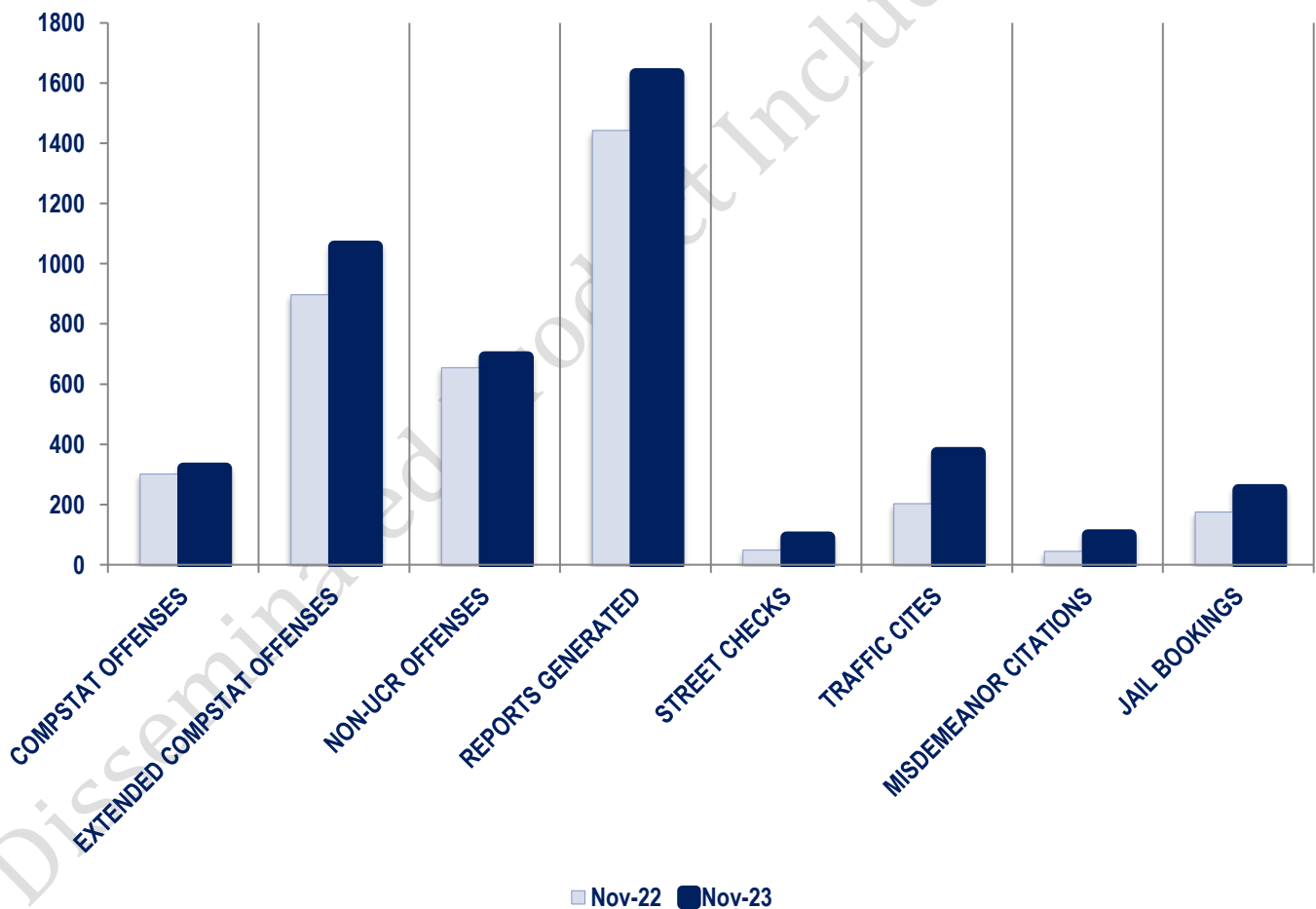


Other Event Totals



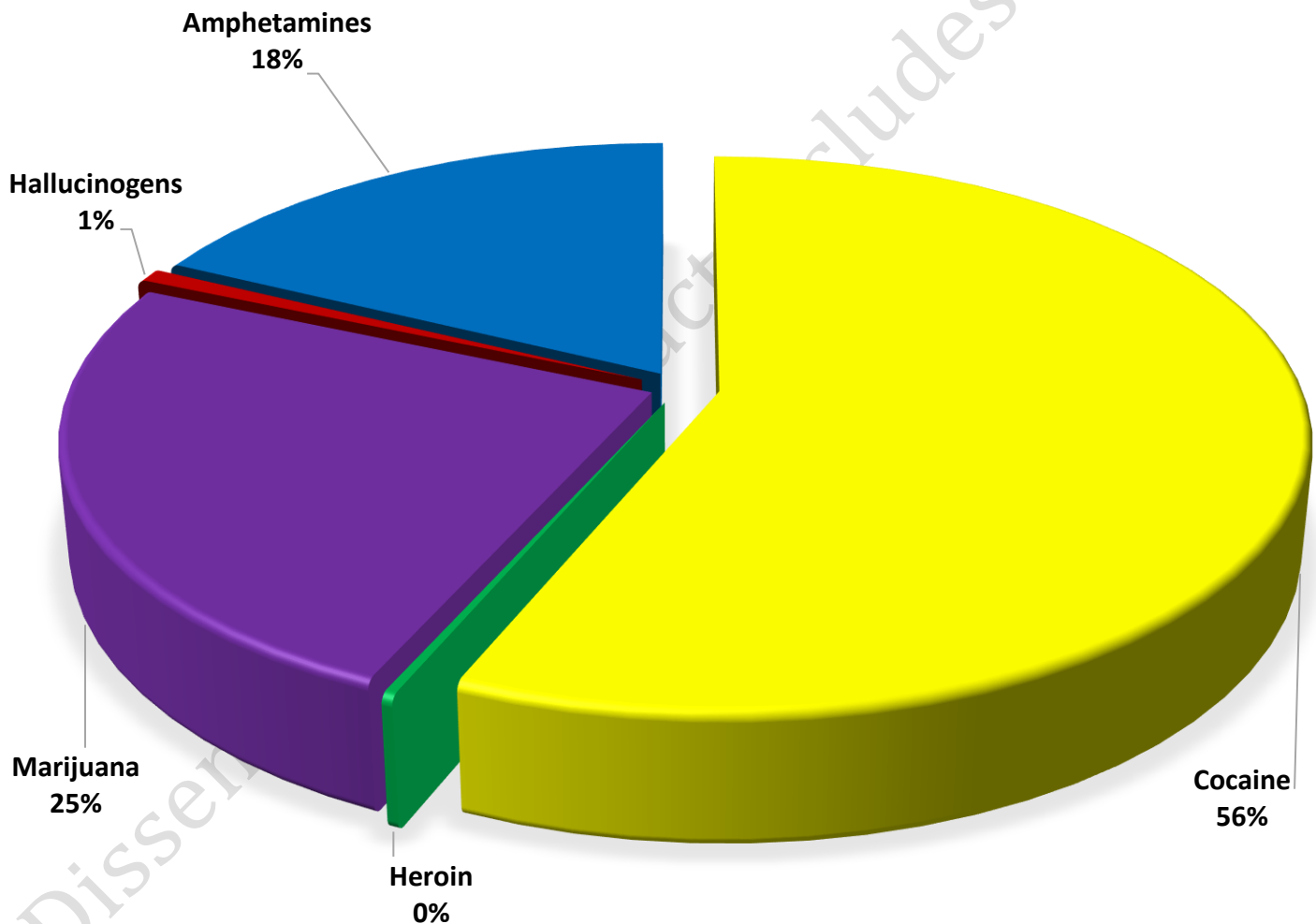
Combined Offense/Event Trends

	Nov-22	Nov-23
CompStat Offenses	301	320
Extended CompStat Offenses	897	1057
Non-UCR Offenses	654	690
Reports Generated	1443	1630
Street Checks	49	91
Traffic Cites	203	372
Misdemeanor Citations	44	98
Jail Bookings	175	248



Seized Drugs

TYPE	DOSES	STREET VALUE
Cocaine	3650.0	\$ 25,550.14
Heroin	18.0	\$ 134.10
Marijuana	1596.0	\$ 5,298.63
Hallucinogens	48.9	\$ 97.74
Amphetamines	1150.8	\$ 8,055.74
TOTAL	6463.7	\$ 39,136.35



CompStat & Extended CompStat Offenses - One Year

