



CITY COUNCIL DISTRICT #5

MONTHLY OFFENSE SUMMARY

November 2023

These figures represent preliminary counts of original Police Incident Reports and include all offenses within the above listed City Council District only. Full statistical analysis to determine the confidence level of this data has not been performed. The results contained herein are approximate in relation to the listed area and may not fully coincide with data shown in other areas of SLCPD's Crime Statistics page such as Calls for Service, Crimes Trending, and Crime Reports due to and reflective of departmental procedures that were in place at the time the event occurred and the date this data was compiled. Results displayed are not distinguished as attempted or completed crimes, do not include other calls for police service, and only represent police service where a report was made. Police Incident Reports are classified by primary offense categories as defined by the Uniform Crime Reporting (UCR) system, however for this report all offenses are included, and each incident may have more than one offense listed on it. In cases where there is more than one offense listed, all offenses are counted individually. Although every reasonable verification effort is made, the accuracy of any data is subject to the constraints of the report generation process as well as the manner, format, and point in time of any query.

COMPSTAT OFFENSES: (Part I)

Chosen by the FBI as Part I Offenses because they are serious crimes that occur with regularity in all areas of the country and are likely to be reported to Police.

EXTENDED COMPSTAT OFFENSES: (Part II)

All other crimes other than the eight CompStat Offenses. The Uniform Crime Reporting Program gathers only arrest data for these offenses, however, SLCPD results displayed in this document display all of these, regardless of the presence of arrest data.

ALL OTHER OFFENSES:

Under the Extended CompStat Offense section, 'All Other Offenses' include Peeping Tom, Trespass, Kidnap/Abduction, Pornography, Extortion/Blackmail, Bribery, Warrants, Sexual Offenses, Obstruction, Public Peace, and Hit & Run.

NON-UCR OFFENSES:

Non-UCR Offenses include reports for all other offenses not classified as a CompStat or Extended CompStat Offense. Results displayed separate some of these offenses such as Ambulance Calls, Deaths, Missing Persons, Suicides, Suspicious Activity, and Traffic Accidents.

ALL OTHER NON-UCR:

Under the Non-UCR category, 'All Other' include the remainder of offenses not classified as CompStat or CompStat Extended and not separated from the Non-UCR Offenses. These include things such as Loud Parties, Barking Dogs, Mentally Ill Subjects, Citizen Assistance, etc.

LOW NUMBER OFFENSES:

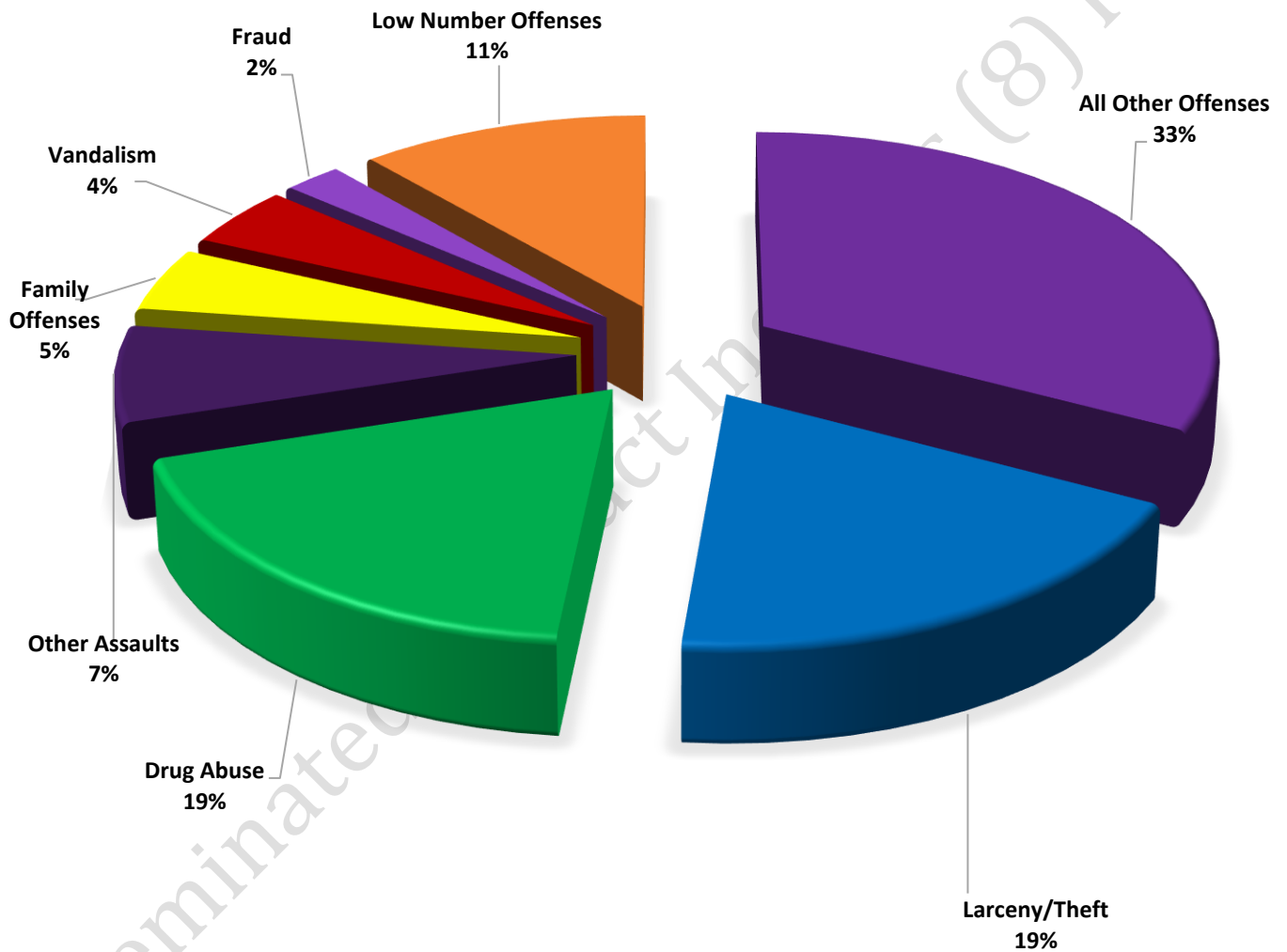
On page two, in the interest of space and allowing for easier viewing, the category titled 'Low Number Offenses' include CompStat and Extended CompStat Offenses from page one that have totals under the amount of 18.

Offenses

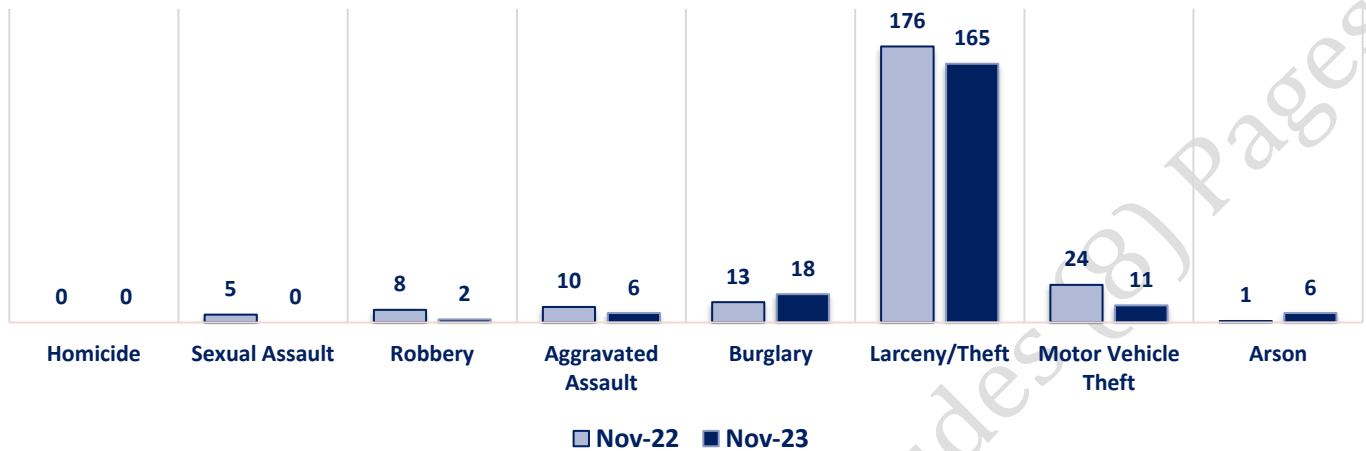
COMPSTAT OFFENSES	VIOLENT	Offense	Nov-22	Nov-23	EXTENDED COMPSTAT OFFENSES
		Homicide	0	0	
		Sexual Assault	5	0	
		Robbery	8	2	
		Aggravated Assault	10	6	
		Burglary	13	18	
		Larceny/Theft	176	165	
		Motor Vehicle Theft	24	11	
		Arson	1	6	
NON-UCR OFFENSES	PROPERTY	COMPSTAT TOTALS	237	208	
		Ambulance Calls	36	33	
		Deaths	7	6	
		Missing Persons	6	2	
		Suicides	0	0	
		Suspicious Activity	20	22	
		Traffic Accidents	56	59	
		All Other	270	205	
		NON-UCR TOTALS	395	327	
TOTALS		COMPSTAT OFFENSES	237	208	
		EXTENDED COMPSTAT OFFENSES	600	669	
		NON-UCR OFFENSES	395	327	
		TOTAL	1232	1204	

OFFENSE	Nov-22	Nov-23
Other Assaults	72	62
Forgery/Counterfeiting	1	2
Fraud	27	20
Embezzlement	0	1
Stolen Property	8	8
Vandalism	36	39
Weapons	10	7
Prostitution	0	1
Sex Offenses	4	1
Drug Abuse	108	163
Gambling	1	0
Family Offenses	52	41
DUI	17	12
Liquor Laws	2	4
Drunkenness	10	8
Disorderly Conduct	5	13
All Other Offenses	247	287
Curfew/Loitering	0	0
EXTENDED COMPSTAT TOTALS	600	669

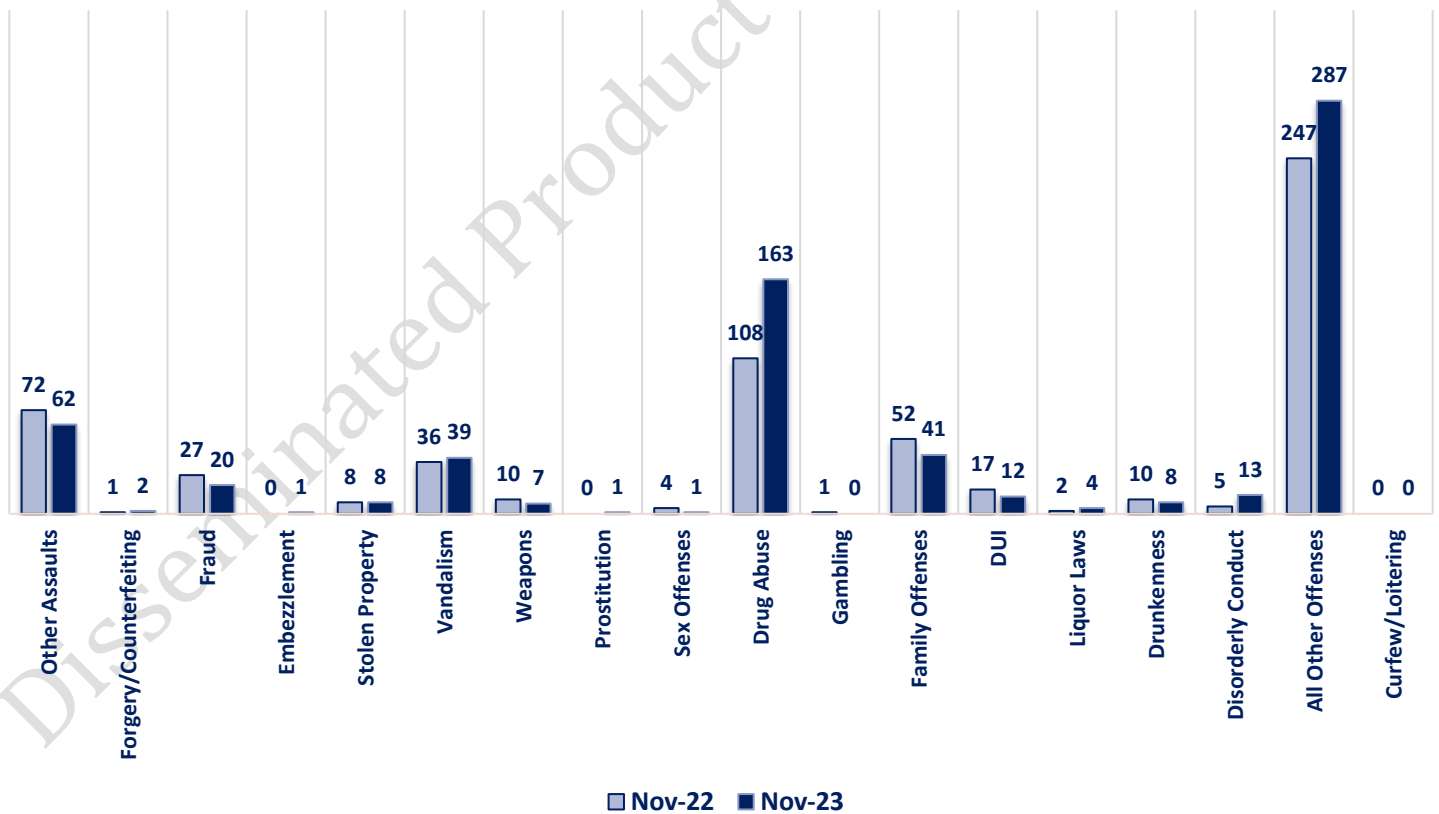
**NOVEMBER 2023 - COMPSTAT AND EXTENDED COMPSTAT
OFFENSE PERCENTAGES**



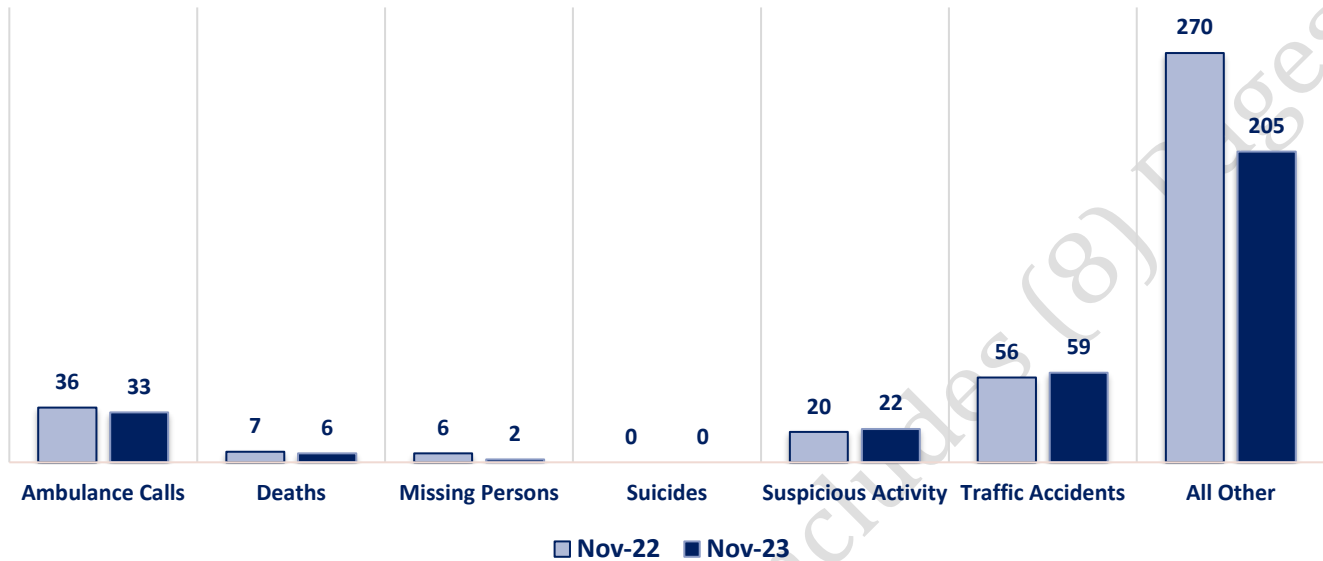
CompStat Offenses



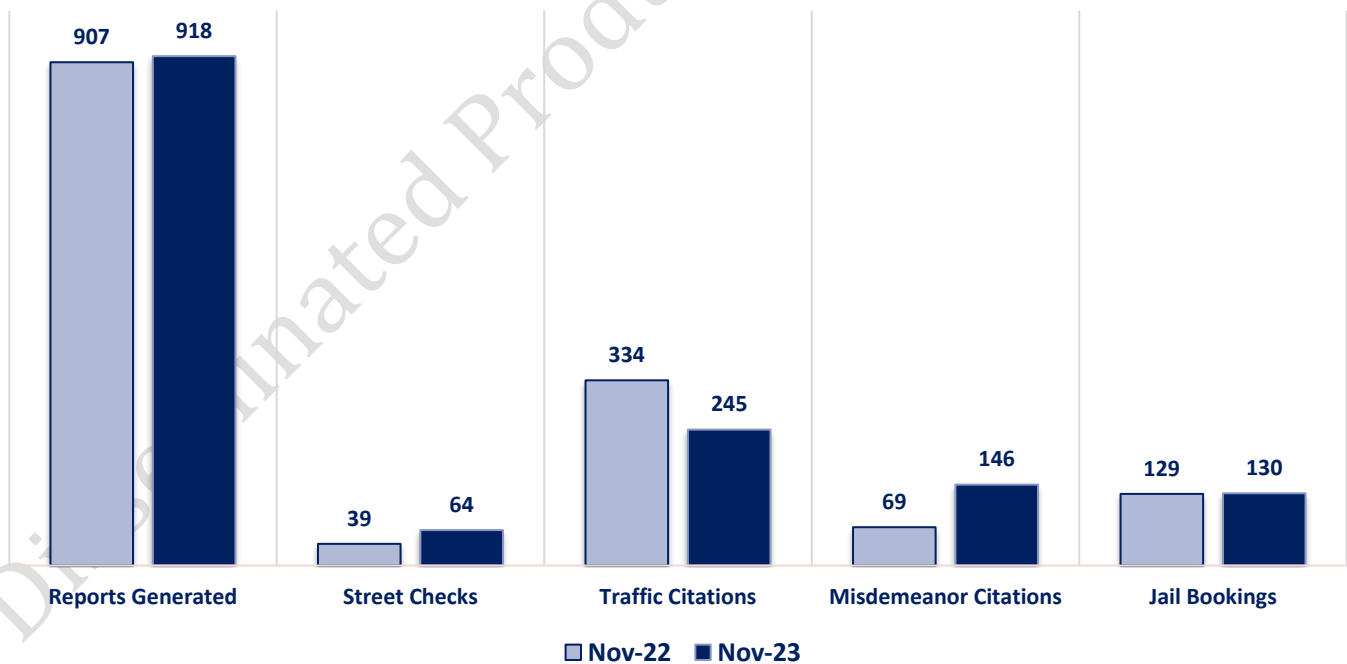
Extended CompStat Offenses



Non-UCR Offenses

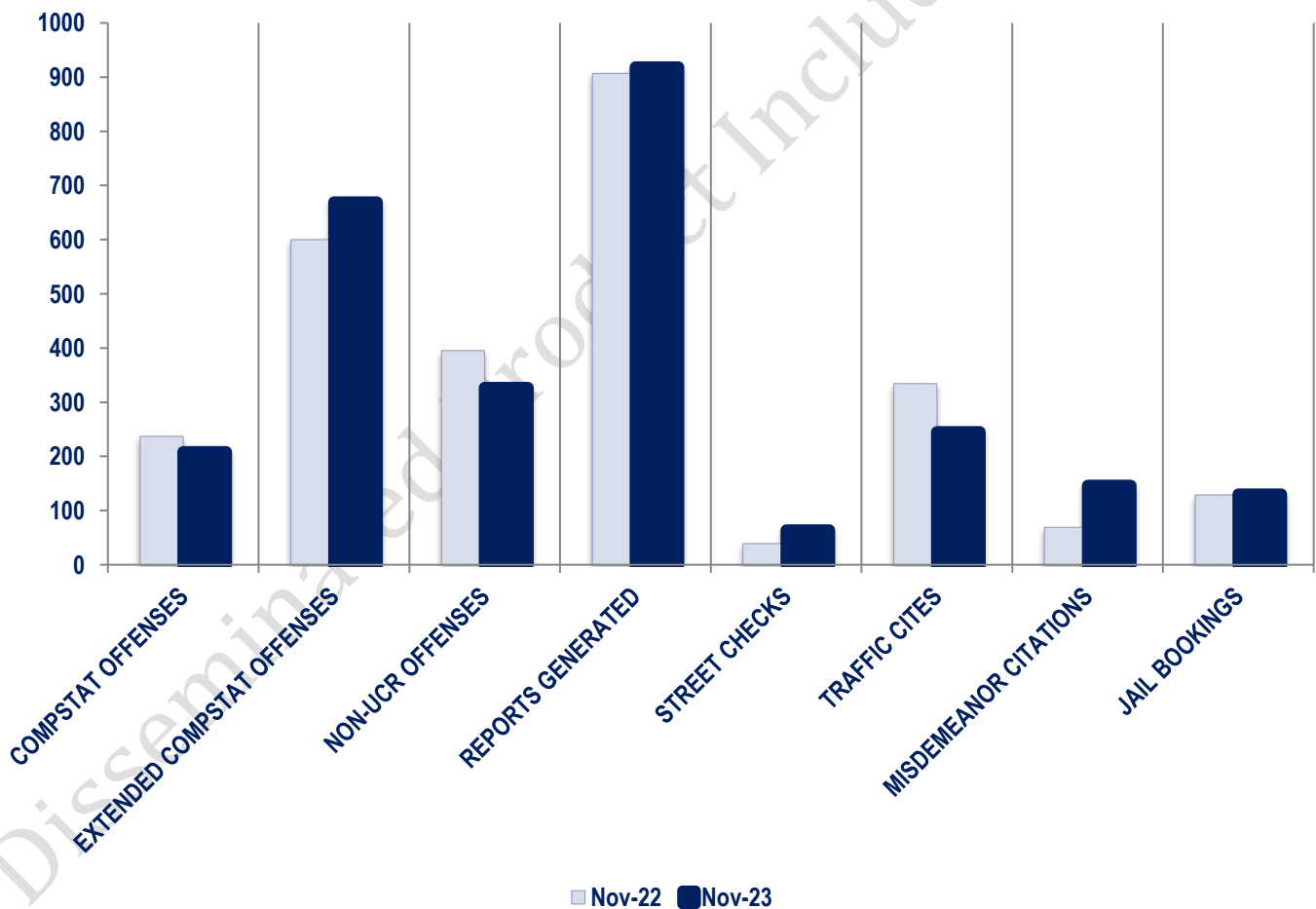


Other Event Totals



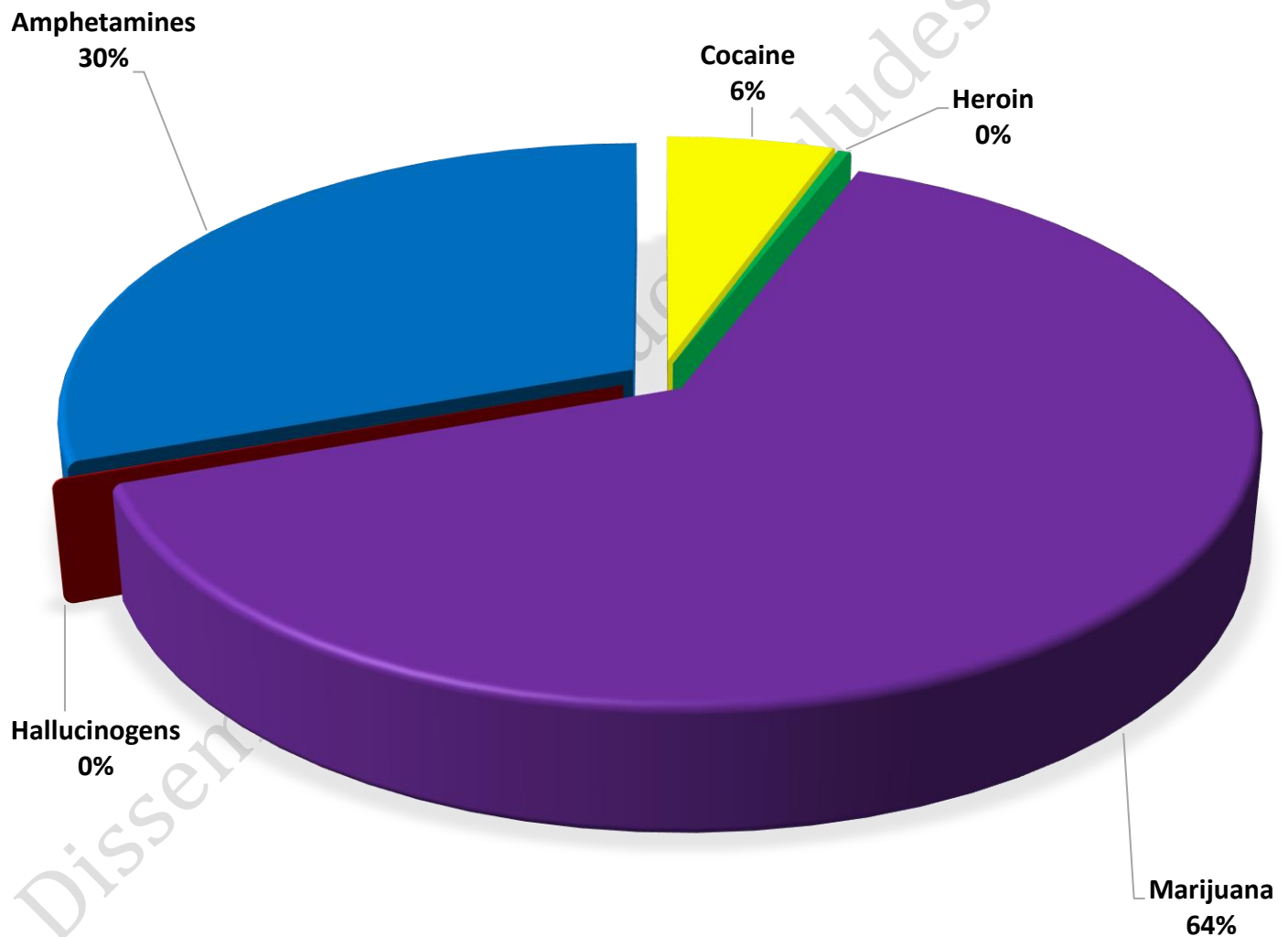
Combined Offense/Event Trends

	Nov-22	Nov-23
CompStat Offenses	237	208
Extended CompStat Offenses	600	669
Non-UCR Offenses	395	327
Reports Generated	907	918
Street Checks	39	64
Traffic Cites	334	245
Misdemeanor Citations	69	146
Jail Bookings	129	130



Seized Drugs

TYPE	DOSES	STREET VALUE
Cocaine	130.1	\$ 910.70
Heroin	9.0	\$ 67.05
Marijuana	1504.5	\$ 4,994.78
Hallucinogens	1.6	\$ 3.17
Amphetamines	720.4	\$ 5,042.87
TOTAL	2365.5	\$ 11,018.57



CompStat & Extended CompStat Offenses - One Year

